

Flying Fun

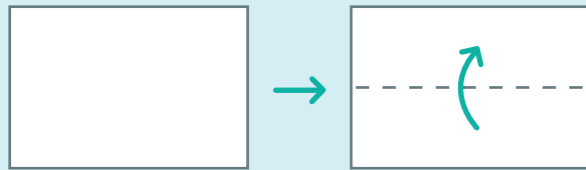


Lower Primary

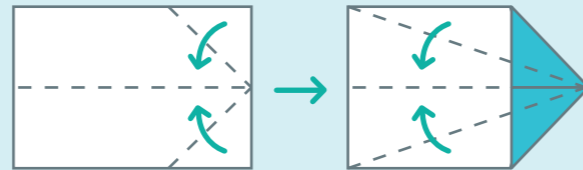
Challenge 1: Aeroplane

Follow these steps to create your own!

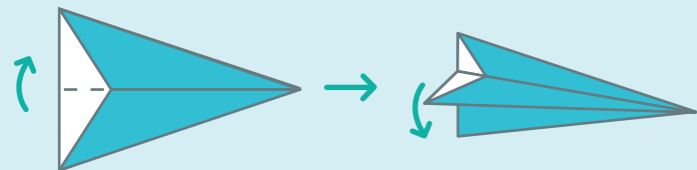
- 1 Pop out the template below, fold it in half and then unfold it.



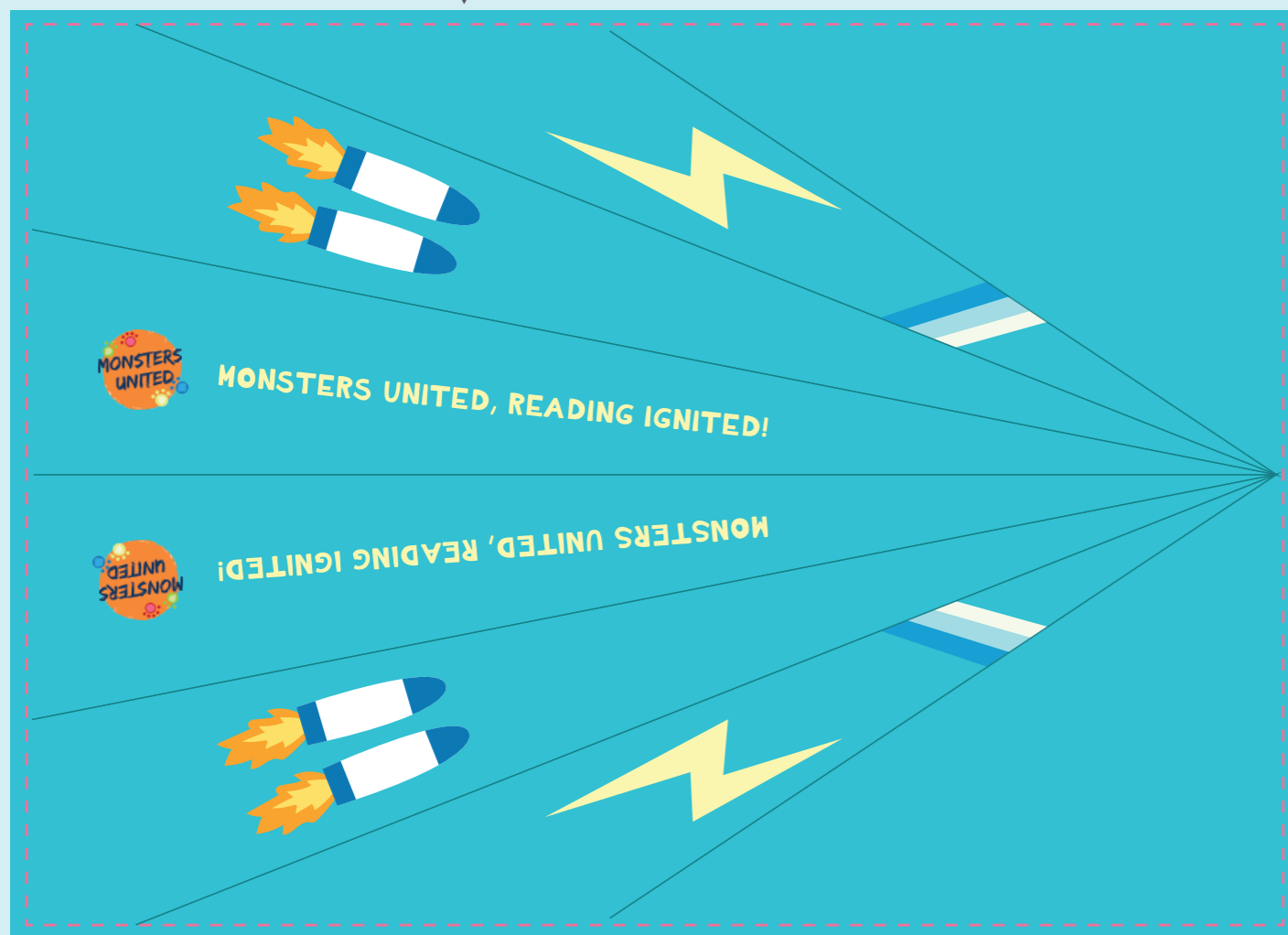
- 2 Fold in the two edges to meet in the middle.



- 3 Fold it in half as per the image. Fold both wings down.



- 4 Your plane is ready. Challenge your friends to see whose plane can fly the furthest.



wings → Pop out line - - - - - Folding line ————

Storybook



Title: Fergus and Zeke and the Field Day Challenge, pages 31 and 32
Author: Kate Messner
Call No.: JS MES
Publisher: Candlewick Press, 2020

Let's Read

"That looks like so much fun," Zeke sighed. "I wish I could play too".

It can be a parachute if we use our imaginations," said Fergus. "Hold it up high!"

Just then, an old shopping bag flew past in the wind. Fergus grabbed it and smiled. "We can play!" he said. "I just found a parachute."

So Fergus and Zeke sat on opposite sides of their parachute. They lifted it way up in the air so it billowed out above them. Then they sneaked inside and tucked the edges in behind them.

"That is not a parachute", said Zeke. "That is a bag."

Let's Discuss

1. What are some items you have played with using your imagination?

Answer:

2. If there is one sport you can try, what would it be? Why?

Answer:

Check out these books:



Title: Dear Professor Whale
Author: Megumi Iwasa
Call No.: JS IWA
Publisher: Gecko Press, 2018



Title: The Incredible Basket
Author: Quek Hong Shin
Call No.: J SING QUE
Publisher: Epigram Books, 2018



Title: Charlie's Magical Carnival
Author: Marit Törnqvist
Call No.: JP TOR
Publisher: Floris Books, 2018

All book covers are copyright of the respective publishers.
 Available as an eBook on the NLB catalogue at www.nlb.gov.sg

Challenge 2: **Up, up and away!**

Design the rest of the hot air balloon using your creativity and complete your artwork by colouring it. Show your completed artwork to your teacher, family and friends!

