



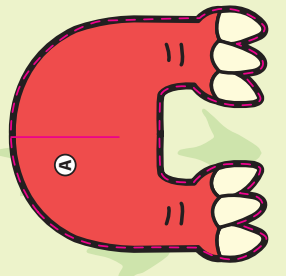
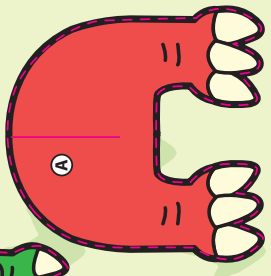
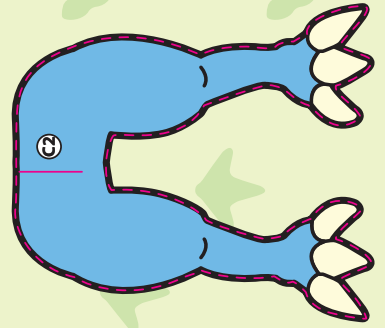
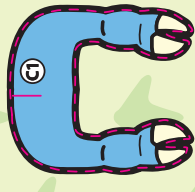
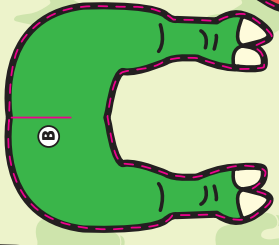
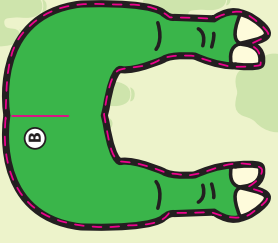

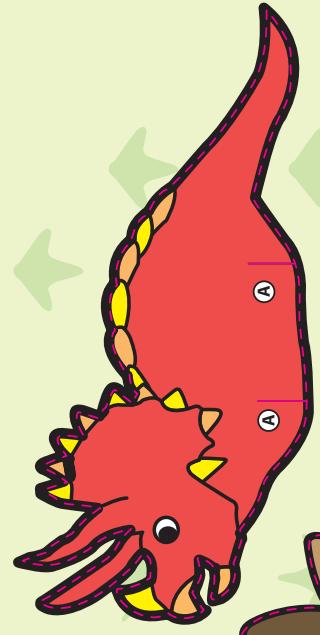

Build-A-Dino!

Objective

Step into a prehistoric world with Zecky! Construct your very own 3-D dinosaurs using the parts provided.

Instructions

- 1 Pop the dinosaur parts out along the perforated lines.
- 2 Slot two pairs of legs into each dinosaur's body.
- 3 Pop Zecky out along the perforated lines. Let him ride the dinosaurs!



Get creative! You can even mix and match the parts to create a unique dinosaur of your own.



Fun Facts



Pop the card out along the perforated lines and keep it as a token!

Coined by Sir Richard Owen in 1841, the word

'dinosaur' means 'terrible lizard' in Latin.



Source:

How Do Dinosaurs Get Their Names?
Retrieved from:
<https://www.wonderopolis.org/wonder/how-do-dinosaurs-get-their-names/>

A scientist who studies



dinosaur fossils is known as a palaeontologist!

Source:

Fun Dinosaur Facts for Kids.
Retrieved from:
<http://www.sciencekids.co.nz/sciencefacts/dinosaurs.htm>

To learn more about Dinosaurs, look up call number JP/J 567.9 in the non-fiction section.

