


# Holiday Specials: Paper Jellyfish


## Materials needed:

- Scissors
- Coloured marker
- Coloured paper

1. Start by drawing the head of the jellyfish on a piece of coloured paper.




2. Next, cut out the head of the jellyfish.



3. We will create the tentacles of the jellyfish by cutting another piece of coloured paper into thin strips.



4. Attach the tentacles to the jellyfish head with scotch tape. There you have it, your own jellyfish!



Adapted from <https://artcraftandfun.com/kindergarten-paper-plate-jellyfish-craft/>