

EARLY LITERACY PRACTICES

May 2020

PLAY

Recommended Activities

Finger Painting

Mix half a cup of flour with one cup of water in a pot on medium heat. Stir until you get a smooth paste. Remove from heat to allow the paste to cool. Separate the paste into small containers and add 1-3 drops of food colouring. Grab a few pieces of drawing block and start painting!

This activity is great for children to explore their creativity and learn about colours. You can start with blue, red and yellow paint and gradually introduce secondary colours such as purple, orange and green.

Animal Pasta

A simple activity to help your child learn about animals. Print the outline of a few animals on pieces of white paper. Have your child fill in the empty spaces with pieces of pasta. You can make it more challenging by preparing different types of pasta for your child to use.

As your child completes the picture, share some facts about the animal they are working on. By focusing on one animal at a time, it would be easier for your child to learn and appreciate them.

Rhyming Fun

List pairs of words that rhyme. Based on this list, prepare a set of flash cards with a mix of words and pictures. Now you are ready to play! Mix the flash cards on a flat surface and have your child find the correct pairs.

Rhymes are great for improving reading ability and vocabulary. You can even get your child involved by having them create the flash cards.

Recommended Books


Title: How to Two

Author: David Soman

Publisher: Dial Books for Young Readers, 2019.

OverDrive Link: <https://nlb.overdrive.com/media/4146661>

A quiet day at the playground turns into a boisterous park-wide adventure as one boy on the slide becomes two kids on the see-saw, then three jumping rope. Before long, ten new friends are playing like they've known one another forever.



Title: Bilal Cooks Daal

Author: Aisha Saeed

Illustrator: Anoosha Syed


Publisher: Simon & Schuster Books for Young Readers, 2019.

Location: Early Literacy Picture Books

Call Number: English SAE

OverDrive Link: <https://nlb.overdrive.com/media/4500899>

Six-year-old Bilal is excited to help his dad make his favourite food of all-time: daal! The slow-cooked lentil dish from South Asia requires a lot of



ingredients and a whole lot of waiting. Bilal wants to introduce his friends to daal. They've never tried it! As the day goes on, the daal continues to simmer, and more kids join Bilal and his family, waiting to try the tasty dish. And as time passes, Bilal begins to wonder: Will his friends like it as much as he does?

Title: Play This Book

Author: Jessica Young


Illustrator: Daniel Wiseman

Publisher: Bloomsbury, 2018.

Location: Early Literacy Picture Books

Call Number: English YOU

There are lots of ways little hands can make music. Each page of this interactive book invites readers to strum the guitar, slide the trombone, crash the cymbals, and more--no instruments required! With a delightful rhyming text and engaging illustrations, this book is full of instruments waiting to share their sounds. The only thing this band needs is YOU! Just use your imagination, turn the pages, and *Play This Book*!



Title: In a Minute: Take the 60-second Challenge!

Author: Clare Lowther


Illustrator: Ashlea O'Neill

Publisher: Ladybird Books Limited, 2019.

Location: Early Literacy Picture Books / Non-Fiction

Call Number: English 529 LOW

What can you do in a minute? Blink 20 times? Do 77 star jumps? Or, if you're a hungry anteater, Hoover up 24 ants!



All synopses taken from the respective publishers. The book covers are the copyright of the respective publishing companies.

READ

Recommended Activities

Environmental Print

Environmental print refers to everyday text that is found around us, such as on road signs, menus and posters.

Here are some environmental print activities:

- Choose a simple word or letter (for younger children) to focus on during an outing. Who will be the first to spot that letter or word on the signs or posters?
- Do this activity with cereal boxes and other food packaging found during breakfast or snack time. Can your child find the first letter of his name? What other words on the box start with that letter?

Environmental print teaches children that reading applies to every part of life.

Finger Puppet Storytelling

You can use finger puppets to act out the story you are reading (or just parts of it). This activity helps your child to understand the story better. Reuse the finger puppets to tell stories of your own.

Here are a few ideas for making your own finger puppets:

- Cut the fingers off a glove. Decorate the fingertips with faces and other details.
- Draw and cut out story characters from paper and tape them to your fingers.
- Glue or sew felt pieces into customised finger puppets.

Word Fishing

Word Fishing is a great way to make reading fun.

Materials you will need for word fishing:

- Construction paper
- A long stick to serve as a fishing rod
- String
- Paper clips
- Scissors
- Small magnet

Cut paper fishes out of construction paper. On each fish, write a word or a letter (for younger children) and attach a paper clip. Make your fishing rod by tying a string to the end of the stick. Then tie the magnet at the other end of the string to “catch” the fish.

To start the game, spread the fishes on the floor. Get your child to read a word (or a letter) and fish for it!

Recommended Books

Title: The Velveteen Rabbit: the Classic Edition

Author: Margery Williams Bianco

Illustrator: Charles Santore


Publisher: Applesauce Press, 2018.

Location: Early Literacy Picture Books

Call Number: English BIA

OverDrive Link: <https://nlb.overdrive.com/media/318447>

The little velveteen rabbit longs to become real. By the time the velveteen rabbit is dirty, worn out, and about to be burned, he has almost given up hope of ever finding the magic called Real.



Title: Don't Blink

Author: Amy Krouse Rosenthal

Illustrator: David Roberts

Publisher: Random House Children's Books, 2018.

Location: Early Literacy Junior Picture Lending

Call Number: English ROS

OverDrive Link: <https://nlb.overdrive.com/media/3878450>

This interactive book may seem to be on your side, reluctant sleeper — but it's truly a bedtime book in disguise!

Here's how it works: if you can avoid getting to the end of this book, you can avoid bedtime, simple as that. (It's a pretty sweet deal, actually.) But each time you blink, you have to turn a page. Those are just the rules. So whatever you do, DON'T BLINK!



Title: I thought I saw a ... penguin!

Author: Ruth Symons


Illustrator: Lydia Nichols

Publisher: Templar Publishing, 2019.

Location: Early Literacy Sense & Sensations

Call Number: English SYM

This silly but stylish slider book is sure to give little ones a giggle. They'll love joining in with a game of hide-and-seek as they move the sliders to reveal the penguin hiding in every scene. Is it swimming in the sea? Or playing in the sandcastle? Just push the slider to find out! With beautiful artwork from Lydia Nichols, the whole family will enjoy reading and playing with this fresh novelty series.



Title: Black Bird Yellow Sun


Author: Steve Light

Publisher: Candlewick Press, 2018.

Location: Early Literacy Concepts

Call Number: English 535.6 LIG

As a solitary black bird wings its way through the day, little ones are treated to a magnificent flight from one vibrant color to another.



All synopses taken from the respective publishers. The book covers are the copyright of the respective publishing companies.

SING

Recommended Activities

To Rhyme or Not to Rhyme?

Let's play the game 'To Rhyme or Not to Rhyme'. Rhyming words are grouped together by a common sound, for example, hat, cat, and mat. Identifying rhyming words helps your child to recognize different sounds in words. Gather the following objects/pictures and put them in a row. Say the name of each object/picture aloud and get your child to say the odd one out!

Ball	Wall	Hat
Socks	Star	Car
Cat	Bird	Bat
Goat	Pan	Boat
Mouse	House	Cow

Rebus Rhymes

A rebus uses pictures in place of words, or in place of part of a word. A key word is substituted with a picture or object to allow children to identify and "read" that part of the story.

Using rebus helps your child to develop his reading skills and make stories or rhymes more interactive. Try the following 'Hey Diddle, Diddle' rhyme with your child. Say out the name of the image (Cat, Fiddle, Cow, Moon, Dog, Dish and Spoon) and then get your child to sing along with you. Point to the image as you sing with him.



Fingerplays/Action Rhymes

Sing nursery/action rhymes to your child. As you sing, touch your child's toes, knees, shoulders, head and so on. As your child gets older, he can sing together with you. This activity helps your child to learn new words and ideas in a fun way. You can also get your child to clap, dance and sway to the rhythm of the music.

Try the following fingerplays/action rhymes together!

Head, Shoulders, Knees And Toes

Head and shoulders,
Knees and toes,
Knees and toes.

Head and shoulders,
Knees and toes,
Knees and toes.
And eyes and ears and mouth and nose.

Head and shoulders,
Knees and toes,
Knees and toes.

(Touch head, shoulders, knees and toes while singing each word.)

Pat-A-Cake

Pat-a-cake, pat-a-cake, baker's man.
(Clap baby's hands in rhythm)

Bake me a cake as fast as you can.

Roll it.
(Roll baby's arms in a circle)

Pat it.
(Clap baby's hands together)

Mark it with a B.
(Trace the letter "B" on baby's tummy)

Put it in the oven.
(Lift baby's hands up)

For baby and me.
(Hug or tickle baby)



Recommended Books

Title: Sylvia Long's Mother Goose

Author: Sylvia Long


Publisher: Chronicle Books, 1999.

Location: Early Literacy Picture Books / Non-Fiction

Call Number: English 398.8 MOT

OverDrive Link: <https://nlb.overdrive.com/media/1341609>

From bestselling artist Sylvia Long comes an enchanting collection of over seventy-five classic Mother Goose rhymes. Imbued with the artist's love of nature and overflowing with charming details. This compilation includes timeless favorites as Old Mother Hubbard, Mary Had a Little Lamb, and Rock-a-bye Baby.



Title: Moon Babies


Creator: Karen Jameson

Illustrator: Amy Hevron


Publisher: G. P. Putnam's Sons, 2019.

OverDrive Link: <https://nlb.overdrive.com/media/4335569>

In the starry dark of night, a secret moon world comes to light. Make a wish and you just might visit baby moons tonight. Follow the moon babies on their busy day from waking up in their crescent cradles, to breakfast on the Milky Way, to bundling up for moonwalks, to orbiting the earth in a lunar carousel, and more! And at day's end, watch as the babies finish bathtime with stardust powder, snuggle up with nursery rhymes and lullabies, and finally drift off to sleep. Karen Jameson's charming verse is a joy to read aloud, and Amy Hevron's enchanting illustrations are simply irresistible, making this the perfect read-aloud to send little ones off to dreamland.




Title: Ten Little Fingers and Ten Little Toes
Author: Mem Fox
Illustrator: Helen Oxenbury
Publisher: Walker Books, 2018. ©2008.
Location: Early Literacy Poetry & Rhymes
Call Number: English FOX



Rhyming text compares babies born in different places and in different circumstances, but they all share the commonality of ten little fingers and ten little toes.

Title: Giggly Wiggly: Playtime Rhymes
Author: Michael Rosen
Illustrator: Chris Riddell
Publisher: Candlewick Press, 2019.
Location: Early Literacy Poetry & Rhymes
Call Number: English 811 ROS



Michael Rosen invites children to joyfully celebrate sounds and the infinite possibilities of language with these nine clever poems adapted from A Great Big Cuddle. Nonsense verses with the feel of classic nursery rhymes tickle the ear and set feet tapping while expressive illustrations by Chris Riddell illuminate the larger-than-life characters. With subject matter that runs the gamut of a child's emotional range from hungry and angry to wiggly and giggly, this collection will delight little listeners.

All synopses taken from the respective publishers. The book covers are the copyright of the respective publishing companies.

TALK

Recommended Activities

Animal Sounds

Children love to make silly animal sounds such as moo, baa, hiss, neigh and meow. Many animal sounds are easy for children to make and it helps to reinforce their awareness of sounds. Take turns making an animal sound and talking about the animal that produces it.

This game also provides a great opportunity for discussion about animal habitats. Children may know what sound a lion makes, but do they know where it lives? These lessons can flow naturally through conversation as you play the game.

Story Pebbles

Telling simple stories is a stepping-stone for complex writing and speech skills. Storytelling pebbles can be created by painting simple pictures or sticking stickers on pebbles. If pebbles are not readily available, use pictures printed on paper. Have your child talk to you as he arranges the pebbles, telling the story as it goes. Can he use the same pebbles to tell a completely different story?

For younger children, point out the colours and pictures on the pebbles. The possibilities are never ending when your child tries out different combinations and uses his imagination.

Emotions Talk

How are you feeling? Mad, sad or glad? Teaching your children to express their feelings will help to build stronger communication skills. Some young children may find it challenging to express their feelings because they do not have the vocabulary to describe their moods or emotions.

A Feelings & Emotions Chart, with images of different facial expressions next to each emotion word, is a great way to get children talking. The images depicting different feelings make it easy for them to tell their emotions. This activity enhances vocabulary and helps them to express their feelings in the future.

Recommended Books


Title: Snakes on a Train

Author: Kathryn Dennis

Publisher: Feiwel & Friends, 2019.

OverDrive Link: <https://nlb.overdrive.com/library/kids/media/4500314>

An adorable picture book full of sibilant sounds and other word play, Snakes on a Train is as fun for parents as it is for kids, and sure to be a read-aloud hit.



Title: Crunch, the Shy Dinosaur

Author: Cirocco Dunlap

Illustrator: Greg Pizzoli


Publisher: Random House Books for Young Readers 2018.

Location: Early Literacy Picture Books

Call Number: English DUN

OverDrive Link: <https://nlb.overdrive.com/media/3878425>

Crunch is a lovely and quiet brontosaurus who has hidden himself in some shubbery and is rather shy. He would like to play, but it will require some gentle coaxing from you! If you are patient and encouraging, you will find yourself with a new friend!



Title: Red House, Tree House, Little Bitty Brown Mouse

Author: Jane Godwin


Illustrator: Blanca Gomez

Publisher: Dial Books , 2019.

Location: Early Literacy Picture Books

Call Number: English GOD

OverDrive Link: <https://nlb.overdrive.com/library/kids/media/4570413>



A little mouse makes her way around the world, and invites preschoolers along as she sets out: Red house / Blue house / Green house / Tree house! / See the tiny mouse in her little brown house? Seamless, simple and inspiring, the rhyming story abounds in concepts for the very young, with a particular focus on colors, and a delightful search-and-find element on every spread—the intrepid mouse herself!

Title: Wiggly Wiggly: Playtime Rhymes


Author: Michael Rosen

Illustrator: Chris Riddell

Publisher: Walker Books Ltd, 2018. ©2015.

Location: Early Literacy Poetry & Rhymes

Call Number: English 821 ROS



Wiggle, jiggle and giggle along with this board-book of action rhymes, collected from A Great Big Cuddle.

All synopses taken from the respective publishers. The book covers are the copyright of the respective publishing companies.

WRITE

Recommended Activities

Colouring Letters

An important part of learning to write is knowing the alphabet. There are many fun ways to learn the alphabet. You can draw outlines of various letters of the alphabet. Let your children colour and decorate them with stickers or any other nice decorations. They can also cut the letters out and form words with them. For younger children, you may use an inkpad and guide your children to stamp their fingerprints into the shape of each letter.

Clay Modelling

Clay modelling is a sensorial way of learning the shapes of letters. Using modelling clay or dough, form letters or words. Your children can also form the objects that the words stand for as well. If you are using dough, you and children can pretend to bake your letters and pretend to sell them. For younger children, you may guide your children step-by-step by rolling the clay with them and piecing the clay together. Alternatively, you can flatten the clay and guide them to press their fingers into the clay to form indentations of different letters.

Make a Zig-Zag Book

Fold a strip of paper into zigzags. Your children can draw pictures on each panel to tell a story with them. Get them to write simple words or sentences to help tell the story. Remember to decorate the book's front and back cover too. Have fun telling your story to loved ones! For younger children, it is an opportunity for them to have sensory play when you guide their hands to fold the paper into zigzags. Instead of writing sentences, write a simple word for them and let them scribble the object that represents the word.

Recommended Books

Title: Perfect

Author: Max Amato

Illustrator: Max Amato

Publisher: Scholastic Press, 2019.

Location: Early Literacy Picture Books

Call Number: English AMA

OverDrive Link: <https://nlb.overdrive.com/media/4485087>

In this funny and light-hearted picture book, a fussy eraser tries to keep the pages clean by erasing the scribbles of a mischievous pencil. But before long, the eraser discovers what can happen when two opposing forces come together to have fun. With humor and a keen eye for play, Max Amato crafts a delightful story that reveals the joys of collaborative imagination.



Title: Look! I wrote a book! (And you can too!)

Author: Sally Lloyd-Jones

Illustrator: Neal Layton


Publisher: Schwartz & Wade Books, 2019.

Location: Early Literacy Picture Books / Non-Fiction

Call Number: English 808.3 LLO

OverDrive Link: <https://nlb.overdrive.com/media/4543742>

Want to write a book? Well, the spunky, know-it-all narrator of this side-splitting story can tell you just how to do it. She walks readers through the whole process, from deciding what to write about (like dump trucks or The Olden Days) to writing a story that doesn't put everyone to sleep and



getting people to buy your book (tips: be nice, give them cookies, and if all else fails, tie them to a chair). Packed with bestselling author Lloyd-Jones's signature wit and charm, this picture book, with whimsical illustrations by beloved illustrator Layton, delivers an outrageously silly story that is sure to have young readers – and writers! – howling with laughter.

Title: Follow my heart

Author: Aimée Chapman

Illustrator: Louise Wright

Publisher: Created for St. Martin's Press by Priddy Books, 2018.

Location: Early Literacy Emergent Readers

Call Number: English 793.73 CHA




Follow Valentine Bear through the adorable, illustrated scenes on a journey to help her match up each animal with their perfect pair in this fun-size maze book. Children will love exploring the paths with their fingertips to trace the grooved mazes from hole to hole. There is lots to see and spot on every page along with animal couples such as bees, penguins, bunnies, and more. The tracing element is great for developing fine motor skills and the search-and-find activity throughout will help with spacial awareness. A great book for little hands to explore and a perfect gift for anyone you love!

Title: Rainforest rhymes

Publisher: Autumn Publishing, an imprint of Igloo Books Group, 2019.

Location: Early Literacy Poetry & Rhymes

Call Number: English 398.8 RAI



Join the animal friends for a nursery rhyme adventure. Little ones will love to follow the trail on each page and see what they can discover.

All synopses taken from the respective publishers. The book covers are the copyright of the respective publishing companies.

EARLY LITERACY PRACTICES

September 2020

PLAY

Recommended Activities

Name Art

Collect fallen leaves, twigs and flowers while enjoying a walk in the park. Grab a piece of drawing paper and write your child's name.



Example

Get your child to fill in the spaces with the natural materials you have gathered. If you would like to keep the name art, you can use clear glue to stick the materials onto the paper.

This activity helps your child recognize alphabets while connecting with nature. For other name art variations, you can use small pebbles, shells, sand or other type of natural materials.

Make with Shapes

Grab a few sheets of coloured construction paper. Cut out different shapes in varying sizes. To make it easier for your child to identify different shapes, assign a colour to a shape.

Prepare a deck of flash cards with your child's favourite things such as animals, vehicles and food. You may use text or visuals, whichever is comfortable for your child. Place them face down in front of your child. Get your child to pick a flash card and turn it over. Arrange the different shapes to form the item shown on the flash card.

Make the activity more challenging by introducing other shapes such as rhombus, octagon and trapezium.

Colours and Numbers

In this activity, your child will learn about colours and counting from numbers 1 to 5. First, grab a piece of white paper and draw lines across it randomly. The lines may cross each other.

Print out the table below and cut along the lines.

1	2
3	4
5	Red

Blue	Yellow
Green	Orange

Separate the slips of paper into two groups - numbers and colours and place the slips into two separate envelopes. Get your child to pick one slip from each envelope.

The number slip indicates the number of spaces to fill in on the paper with lines that you have drawn, and the colour slip indicates the colour to use to fill in the spaces. For example, if your child picked “2” and “Blue”, he/she will have to choose two spaces to colour in with blue.

Make the activity more exciting and challenging by introducing other numbers and colours for your child to choose.

Recommended Books

Title: The Shapes of Spring

Author: Jill Howarth

Publisher: Running Press Kids, 2020.

Location: Early Literacy Concepts

Call Number: English HOW

OverDrive Link: <https://nlb.overdrive.com/media/4839362>

A spring-themed board book that includes Easter eggs, bunnies, chicks, and more while teaching toddlers about basic shapes. Oval painted eggs hidden in the yard. Circular chicks bouncing in spring meadows. Rectangular teeth on a fluffy white bunny, spreading spring-time cheer to all. Help little ones identify basic shapes while spreading some joy this spring in the next book by author-illustrator Jill Howarth.



Title: [The Crayons' Book of Numbers](#)

Author: Drew Daywalt

Illustrator: Oliver Jeffers


Publisher: Grosset & Dunlap, 2017.

Location: Early Literacy Concepts

Call Number: English DAY

OverDrive Link: <https://nlb.overdrive.com/media/2663892>

Counting is as easy as 1... 2... purple? In this charming book of numbers from the creators of the #1 New York Times Bestsellers, *The Day the Crayons Quit* and *The Day the Crayons Came Home*. Poor Duncan can't catch a break! First, his crayons go on strike. Then, they come back home. Now his favorite colors are missing once again! Can you count up all the crayons that are missing from his box? From the creative minds behind *The Day the Crayons Quit* and *The Day the Crayons Came Home* comes a colorful board book introducing young readers to numbers.




Title: [The Keeper of Wild Words](#)

Author: Brooke Smith

Publisher: Chronicle Books LLC, 2020.

OverDrive Link: <https://nlb.overdrive.com/media/4953228>

A touching tale of a grandmother and her granddaughter exploring and cherishing the natural world. Words, the woods, and the world illuminate this quest to save the most important pieces of our language – by saving the very things they stand for. When Mimi, finds out her favourite words – simple words, like apricot, blackberry and buttercup – are disappearing from the English language, she elects her granddaughter Brook as their Keeper. And did you know? The only way to save words is to know them.



Title: [Count on the Subway](#)

Author: Paul DuBois Jacobs and Jennifer Swender

Illustrator: Dan Yaccarino


Publisher: Knopf Books for Young Readers, 2019.

Location: Early Literacy Picture Books

Call Number: English JAC

OverDrive Link: <https://nlb.overdrive.com/media/1473219>

1 Metro Card, Momma and me. Down 2 flights – to catch the 3. 4 turnstiles, singers 5. A rumble, a screech... the train arrives! This bright, young counting book is a delightful trip through the New York City subway system. Hand in hand, child and mother see colourful subway signs and funny passengers, watch trains screeching by, and make new friends. With bold illustrations and playful, rhyming text, this is not only a counting book, but also a tribute to New York and a sweet story of a child and parent navigating the city together.



All synopses taken from the respective publishers. The book covers are the copyright of the respective publishing companies.

READ

Recommended Activities

Invisible Words

To prepare for this activity, first use white crayon to write letters or words on white paper. Your child can then use watercolours to paint over the paper to find the hidden invisible letters or words. Older children can try their hand at writing hidden messages for their parents too.

To extend the activity, you can ask your child to match the revealed letters or words against a checklist of words or related pictures.

Secret Code

Play a secret code game with your child! Write the alphabet at the bottom of a page and next to each letter, indicate a number or coloured sticker to represent that letter. Decide on a secret word. For each letter of the word, draw a box on the paper. Fill each box with the number or coloured sticker that represents that letter. Your child will then try to decipher secret word using the code at the bottom of the page.

To add on to the activity, you can ask your child to locate letter figures hidden in a sensory bin and place them accordingly onto the boxes drawn on paper.

Matching Words

Prepare a deck of self-made alphabet (or word) cards. Make sure there are two cards for each letter of the alphabet (or word). Deal the cards face down. Now get your child to find pairs of identical letters or words. This is done through flipping over two face-down cards. If the two cards are not identical, turn them face down and try again. Parents can emphasise the sounds of the letters or words and adjust the difficulty level through the number of cards used.

To add on to the activity, you can guide your child to form simple words or sentences with the letters and words from the matching activity.

Recommended Books

Title: [Oi Frog!: Mix & Match Book](#)

Author: Kes Gray

Illustrator: Jim Field

Publisher: London : Hodder Children's Books, 2019.

Location: Early Literacy Sense & Sensations

Call Number: English GRA

A simple mix and match book, with characters from the bestselling Oi Frog books. Perfect for younger fans of the series!

According to Frog...

Cats sit on gnats

Dogs sit on logs

Raccoons sit on macaroons

Armadillos sit on pillows and

Chicks sit on bricks

But with this great mix and match book you can make up your own variations!

Perfect for practising early rhyming and motor skills.



Title: [Pip the Puppy](#)

Author: Axel Scheffler


Illustrator: Axel Scheffler

Publisher: London: Campbell Books, 2020.

Location: Early Literacy Sense & Sensations

Call Number: English SCH

Little ones can join in the fun with mischievous Pip the Puppy by pulling out the sliders and pushing up the tabs. Follow Pip out and about as he chases the cat, frightens the postman, and woofs all afternoon at the park! Children will love playing with this bright and colourful board book with a gentle rhyming story, from the award-winning illustrator of *The Gruffalo* Axel Scheffler.



Title: [Fix that Clock!](#)

Author: Kurt Cyrus

Illustrator: Kurt Cyrus


Publisher: Boston; New York: Houghton Mifflin Harcourt, [2019] ©2019.

Location: Early Literacy Junior Picture Lending

Call Number: English CYR

OverDrive Link: <https://nlb.overdrive.com/media/4489101>

A construction crew rebuilds a rickety old clock tower that has become home to wild animals in this picture book for fans of *Sheep in a Jeep* and *Goodnight, Goodnight, Construction Site*. An underlying message of cooperation and conservation drives this rollicking introduction to counting and shapes. The old tower used to stand tall and proud. Now it's rusty, dusty, moldy, musty. A construction team decides to turn zigzags into squares and get the clock chiming again. But wait: What will happen to all the animals who have made this dilapidated clock their home? Nothing can't be fixed and everyone is welcome in *Fix That Clock*, a celebration of hard work, compassion, and collaboration.



Title: Big Shark, Little Shark, Baby Shark

Author: Anna Membrino


Illustrator: Tim Budgen

Publisher: New York: Random House Children's Books, [2020] ©2020.

Location: Early Literacy Junior Picture Lending

Call Number: English MEM

Big Shark and Little Shark may be opposites, but they agree on one thing – neither wants to play with Baby Shark. Baby Shark is too small and slow to be any fun...right? What happens when Mommy Shark, Daddy Shark, Grandpa Shark, and Grandma Shark find out that Baby Shark is being snubbed? *Dun dun dun dun dun!* All's well that ends well in this easily decodable and oh-so-familiar story of big kids and little kids resolving their conflicts. The book conveys a great social-emotional lesson about apologizing and inclusion in a funny way!



All synopses taken from the respective publishers. The book covers are the copyright of the respective publishing companies.

SING

Recommended Activities

Sing Fast, Sing Slow

This is a great activity for your child to sing and learn tempo at the same time. You can sing nursery rhymes together with your child and change the tempo by singing fast or singing slow. Challenge each other to see how fast you can go!

To add on to the activity, you can dance together with your child by doing actions as you sing along. Introduce action words written on paper to help your child recognize and link the words with their respective actions.

Musical Crafts

Engage your child through making musical crafts together. It could be as easy as hitting chopsticks on turned-over pots or creating a shaker by putting beans into a bottle. Create your very own musical crafts by using various materials. Take the opportunity to go through the names of the materials. For older children, you can even have a checklist and ask your child to locate the materials in the house.

To add on to the activity, you can form a band with your child, to sing and dance together, using the musical crafts created.

Recreating Nursery Rhymes

Have fun with your child by replacing words in familiar nursery rhymes with similar rhyming words. For example, replacing “Humpty Dumpty” with “Bumpty Zumpty”. The words may sound silly, but it encourages your child to learn about different sounds of the alphabets.

To add on to the activity, create a brand-new nursery rhyme by using your own words and following a well-known nursery tune. Sing and dance to your new nursery rhyme!

Recommended Books


Title: Once I heard a Little Wombat [Electronic Resource]

Author: Renee Trembl

Publisher: North Sydney: RHA eBooks Child, 2020.

OverDrive Link: <https://nlb.overdrive.com/media/2197304>

‘Once I heard a little wombat stomp, stomp, stomp...’ Read along and act out the movements as baby Australian animals eat, play and settle down for nap time.



Title: [Incy Wincy Spider: A Lift-the-flap, Sing-along Book](#)

Author: Pat-a-Cake


Illustrator: Richard Merritt

Publisher: London: Pat-a-Cake, 2018.

Location: Early Literacy Sense & Sensations

Call Number: English 398.8 INC

Incy Wincy Spider combines lively pictures with a classic rhyme that’s easy for parents and carers to recognise and recite. Young children will adore searching the page for flaps to open while singing along. The spotting game at the end is a great incentive to go through the pages once again until each tiny thing is found! Nursery Rhymes are important stepping stones to language development. The rhymes usually tell a story, too, with a beginning, a middle, and an end. This teaches children that events happen in sequence, and they begin to follow along. Nursery



rhymes are also full of repetition making them easy to remember, and often become some of a child's first sentences.

Title: [Beauty and the Beast: A Favorite Story in Rhythm and Rhyme](#)

Author: Jonathan Peale


Illustrator: Christina Larkins

Composer: Mark Oblinger

Publisher: North Mankato, Minnesota: Cantata Learning, [2020] ©2020.

Location: Early Literacy Emergent Reader

Call Number: English PEA



In the story of “Beauty and the Beast,” things are not always as they seem! Beauty is sent to live with an ugly, fearsome Beast, but is he really as horrible as people think he is? A classic fairy tale retold in song, with full-color illustrations and music.

Title: [Old MacDonald Had A Boat](#)

Author: Steve Goetz


Illustrator: Eda Kaban

Publisher: San Francisco: Chronicle Books, [2018] ©2018.

Location: Early Literacy Junior Picture Lending

Call Number: English GOE

OverDrive Link: <https://nlb.overdrive.com/media/3670244>



Old Mac and Mrs. Mac are at it again! This time, these DIY-happy farmers wield a host of noisy tools – from hammers to sanders, and even a blowtorch – to soup up their rusty old fishing boat.

All synopses taken from the respective publishers. The book covers are the copyright of the respective publishing companies.

TALK

Recommended Activities

Explore Wordless Picture Books

Wordless picture books are picture books that do not contain any words, only illustrations. They provide a wonderful opportunity for you to bond with your child as you go through the pages together, telling the story as you go.

For older children, encourage them to tell the story in their own words. Help them out by asking questions such as, “What do you think is happening?” or “How do you think this character is feeling?” This will develop your child’s observational and language skills, while exercising his creativity and imagination.

Fun with Rhymes

Lemon, lime, dime, climb – which word does not rhyme? Play a game with rhyming words with your child. Encourage him to listen carefully and point out the word that does not rhyme. Everyday objects at home can be used for playing too! Pick out a few items such as a chair, a teddy bear and a comb and ask your child to choose the object that does not rhyme with the rest.

For younger children, point to the objects that rhyme (for example, a chair and a bear) and say their names. Encourage him to repeat after you if he can.

Guess the Object

Build your child’s vocabulary by playing a “Guess the Object” game with him. This game can be played anywhere, whether you are out and about or at home. The next time when you are at the supermarket with you child, get him to guess what you are describing. Give him clues such as, “This object is red and round. It is sweet and juicy.” (The answer to this is apple!)

Take turns doing this and have him describe something that he sees to you, for you to guess. The number of things to describe and guess is endless!

Recommended Books

Title: [The Book in the Book in the Book](#)

Author: Julien Baer

Illustrator: Simon Bailly

Publisher: New York: Holiday House, 2019.


Location: Early Literacy Picture Books

Call Number: English BAE

In this unique novelty book, join a young boy named Thomas on his adventure in a book . . . inside a book . . . inside a book. Having wandered off from his vacationing family, Thomas is a little bit lost and looking for something interesting— which he finds, in the form of an abandoned book on the beach. As Thomas opens up the little book, so does the reader!

Within the little book, the story repeats— until Thomas, this time walking through quiet, snowy woods, finds another smaller book, with an even stranger adventure within it.

Wandering again through the third book, Thomas finally hears familiar voices and ends up reunited with his family. But what adventures lay ahead . . . ?



Title: [I Walk with Vanessa: A Story About a Simple Act of Kindness](#)

Author: Kerascoët

Illustrator: Kerascoët

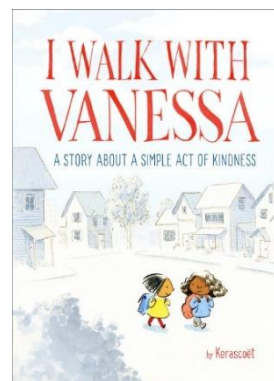
Publisher: New York: Schwartz & Wade Books, [2018]

Location: Early Literacy Picture Books

Call Number: English KER

Overdrive link: <https://nlb.overdrive.com/media/3779087>

This simple yet powerful picture book—from a New York Times bestselling husband-and-wife team—tells the story of one girl who inspires a community to stand up to bullying. Inspired by real events, *I Walk with Vanessa* explores the feelings of helplessness and anger that arise in the wake of seeing a classmate treated badly, and shows how a single act of kindness can lead to an entire community joining in to help.



Title: [Food Hide and Sneak](#)

Author: Bastien Contraire

Illustrator: Bastien Contraire

Publisher: London: Phaidon Press, [2018] ©2018.

Location: Early Literacy Sense & Sensations

Call Number: 793.73 CON

One of these things is almost like the others...

Behold this artful and unusual odd-one-out board book for the youngest readers, featuring a much-loved theme: food! Bastien Contraire masterfully creates spreads with six to eight images each, all of which belong together, except one that may resemble the others but has no business joining the rest. An umbrella among mushrooms, a snake among vegetables, and a canoe among pastries are all hiding in plain sight for the delighted toddler to giddily discover! Young readers will exercise skills of categorization and visual acuity in finding the "imposter", and bask in the preposterous silliness. This is the third book in Contraire's collectible Hide and Sneak series.



Title: [So Many Sounds](#)

Author: Tim McCanna

Illustrator: Andy J. Miller


Publisher: New York: Abrams Appleseed, 2018.

Location: Early Literacy Concepts

Call Number: English MAC

Overdrive link: <https://nlb.overdrive.com/media/5113948>

Listen! Do you hear a sound? Noises come from all around. Soft and gentle, loud and clear. Oh so many sounds to hear! *So Many Sounds* is a wonderful rhyming read-aloud featuring everyday sounds and a refrain that children will love repeating. The playful text and illustrations are sure to delight little ones while also inviting them to pay more attention to the world around them.



All synopses taken from the respective publishers. The book covers are the copyright of the respective publishing companies.

WRITE

Recommended Activities

My Family Portrait

Introduce your family members' names and their roles in the family to your child. Invite your child to draw his/her family members and colour them. Older children would usually draw stick figures and that is perfectly fine. Encourage them to label each drawing with the family members' names. For younger children, you might need to guide their hands to draw or you could draw first and let them copy your drawing. All you need for this activity is a piece of paper, writing and colouring materials. You could also display your child's creative artwork for keepsake!

Guess the Objects

Play is one of the early literacy skills that young children need in order to be able to read later on. Incorporating play in writing activities makes learning exciting for them. One way to do this is to play games with your child. Draw familiar objects around the house and get your child to guess. Take turns to guess each other's drawings. For this activity, you will need a piece of paper and writing materials. Make it more exciting by turning it into a challenge and reward the winner.

Trace the Numbers

Prepare printouts of numbers one to ten. Take a string of yarn of about one to two metres long and ask your child to trace the numbers using the yarn. Make it more fun by counting from one to ten as you go along and counting backwards. Younger children can also do this activity with guidance from parents.

Recommended Books

Title: [Colours: a Finger-trail Adventure](#)

Illustrator: Lalalimola

Publisher: London: Ladybird Books, 2018.

Location: Early Literacy Concepts

Call Number: English COL

There's a competition going on in Matchstick Jungle... but which monkey will win? Little ones will love this first adventure from the team behind the hugely popular, award-winning Matchstick Monkey teether toys. With bold illustration and colourful glitter finger-trails on every page that are perfect for little hands, this tactile board book is ideal for teaching about colours, as well as developing hand-eye coordination and pre-writing skills. Follow the monkeys as they swing, sway and loop the loop in this first Matchstick Monkey adventure!



Title: [See, Touch, Feel: Spring](#)

Author: Kerri-Ann Hulme, Natalie Munday, and Kylie Hamley

Publisher: London: Priddy Books, [2020]

Location: Early Literacy Concepts

Call Number: English 612.8 HUL

Your baby can explore the joys of Spring with Roger Priddy's sturdy sensory book, *See, Touch, Feel: Spring*. It's specially designed to stimulate babies with colorful pictures, activities, textures to feel and finger trails to follow. These fun, simple, Spring-themed activities encourage babies to interact with the book through sight, sound and touch. As your baby grows, *See, Touch, Feel: Spring* will help them to develop early language recognition and motor skills. With lots of bright pictures and engaging novelties to enjoy together, this is the perfect sensory experience to share with your little one.



Title: [Poetree](#)

Author: Shauna LaVoy Reynolds

Illustrator: Shahrzad Maydani

Publisher: New York: Dial Books for Young Readers, [2019] ©2019.


Location: Early Literacy Picture Books

Call Number: English REY

OverDrive Link:

<https://nlb.overdrive.com/media/4146665BRN=203831970>

The snow has melted, the buttercups are blooming, and Sylvia celebrates winter's end by writing a poem. She ties her poem to a birch tree, hoping that it doesn't count as littering if it makes the world more beautiful. But when she returns, a new poem is waiting for her. Could the tree really be writing back? Sylvia decides to test her theory, and so begins a heartwarming poetic correspondence...as well as an unexpected new friendship. Lyrical and sweetly satisfying, *Poetree* is about finding beauty in the world around you, and new friends in unlikely places.



Title: [Can I Be Your Dog?](#)

Author: Troy Cummings


Publisher: New York: Random House, [2018]

Location: Early Literacy Picture Books

Call Number: English CUM

OverDrive Link: <https://nlb.overdrive.com/media/3845084>

This picture book shares the tale of Arfy, a homeless mutt who lives in a box in an alley. Arfy writes to every person on Butternut Street about what a great pet he'd make. His letters to prospective owners share that he's house broken! He has his own squeaky bone! He can learn to live with cats! But, no one wants him. Won't anyone open their heart—and home—to a lonesome dog? Readers will be happily surprised to learn just who steps up to adopt Arfy. Troy Cummings's hilarious and touching story is a perfect gift for a child wanting a dog, and for pet adoption advocates. It also showcases many different styles of letter writing, making it appealing to parents and teachers looking to teach the lost art of written communication.



All synopses taken from the respective publishers. The book covers are the copyright of the respective publishing companies.

EARLY LITERACY PRACTICES

March 2021

PLAY

Recommended Activities

Mystery Bag

Place a few small items into a bag. You can use items that your child is familiar with such as toys, pieces of clothing and stationery. Get your child to place their hands into the bag and identify the object just by using their sense of touch. For a variety of textures, you can also use items from nature such as leaves, grass, sticks and pebbles.

To make this activity more challenging for older children, use items which have one thing in common or those that fall under the same category. For instance, you can place a few items which begin with the same letter. Get your child to name the objects and guess what they have in common.

Lacing Cards

This simple activity helps develop fine motor skills. You will need some foam sheets or cardboard, a paper puncher and colourful shoelaces. Cut out simple shapes such as a circle, square or star from the foam sheets. Punch holes along the edges of the shapes and get your child to string the shoelaces through the holes of each shape.

Make this activity more challenging by cutting the outlines of objects or animals. The completed lacing cards are also great for decorating your child's room.

The Magic Box

Free play or unstructured play helps exercise your child's creativity and problem-solving skills. A simple way to encourage free play at home is to create a magic box.

Fill a box with materials that can be used in different ways for free play such as balls, scarves, small plushies and wooden blocks. You may include modelling clay, sheets of recycled paper and other safe craft materials for older children so that they can make their own props.

Recommended Books

Title: [Pet This Book](#)

Author: Jessica Young

Illustrator: Daniel Wiseman

Publisher: New York : Bloomsbury Children's Books, 2018.

Location: Early Literacy Picture Books


Call Number: English 636.88 YOU

OverDrive Link: <https://nlb.overdrive.com/media/4010289>

Hello, friend! It's time to play! We're taking care of pets today.

There are lots of ways little hands can care for animals. Each page of this book invites readers to pet the cat, wash the puppy, brush the horse's mane, and more—no animals required! With a delightful rhyming text and engaging illustrations, this book is full of pets who can't wait to play. The only thing they need is YOU! Just use your imagination, turn the pages, and *Pet This Book*!

Pair with *Play This Book*, another title by author Jessica Young and illustrator Daniel Wiseman that comes printed on heavy-duty card stock pages to stand up to all kinds of play!




Title: Imagination Vacation

Author: Jami Gigot

Publisher: Albert Whitman & Company, 2019.

OverDrive Link: <https://nlb.overdrive.com/media/4888276>

Sam has a very busy family. Mom works late, Dad's projects pile up. Even Sam's younger sister Marla is always doing something. Everyone in Sam's family has their own idea of what the perfect vacation would look like. But there's one thing they all agree on: they just can't get away right now. So Sam comes up with a different kind of getaway. With a little planning, a few supplies, and a touch of creativity, she finds that her family's dream vacation wasn't so far away after all.



Title: [The Runaway Shirt](#)

Author: Kathy MacMillan

Illustrator: Julia Castaño

Publisher: CSanger, CA : Familius LLC, 2020.

Location: Early Literacy Picture Books

Call Number: English MAC

OverDrive Link: <https://nlb.overdrive.com/media/5303144>

Laundry is a chore, but when a child climbs in the basket, everything becomes a game. Follow along as this mother takes a break from folding clothes to join her child in the delightful laughter of imagination. In *The Runaway Shirt*, housework and pretend play come together to transport readers to a kid's world of wonder and excitement. Each page of charming illustration is a work in joy and mirth. Who knew folding laundry could be so fun!



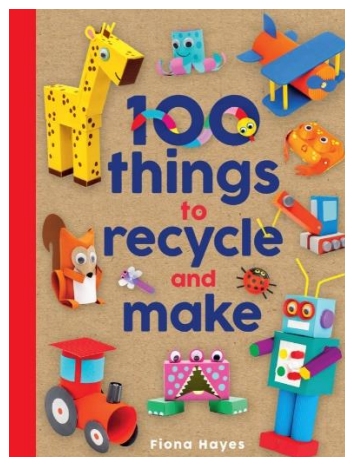
Title: 100 Things to Recycle and Make

Author: Fiona Hayes

Publisher: QEB Publishing, 2019.

OverDrive Link: <https://nlb.overdrive.com/media/4811739>

Everyday materials are transformed into all kinds of stunning and practical projects, from toy animals and vehicles to dressing-up props, decorations, games, and even fun storage solutions. Bringing together the best projects from the popular *Crafty Makes* series, each section is dedicated to a different base object: cardboard boxes; paper plates; cardboard tubes; materials from nature; and egg cartons. With twenty projects per section to choose from, and 100 projects overall, this book will appeal to a wide range of ages and interests.



Simple cardboard tubes become a set of pirate skittles, a friendly octopus, and an entire castle. Plain cardboard boxes are turned into a pirate ship, a money box, and a robot; twigs, leaves and other outdoors materials become picture frames, masks, and a dinosaur. Paper plates make a great bug or flower hat, a dotty frog, and a cute panda, while egg cartons are turned into a fire engine, a pencil holder, and a Christmas tree.

Children will be entertained for hours with this invaluable collection of crafty makes, and even the whole family can be involved in recycling everyday objects and turning them into exciting projects. Create entire

animal kingdoms and alien worlds, or simply a new favourite toy or mascot.

With such a huge range of exciting projects to make from the simplest of objects, 100 Things to Recycle and Make is the ultimate craft inspiration for creative children.

All synopses taken from the respective publishers. The book covers are the copyright of the respective publishing companies.

READ

Recommended Activities

Label Away!

Label everything around your house that your child may use. This can include boxes, chairs, boxes and even toys. Each time you mention the item or when your child uses it, point to the label and say the word clearly. Over time, your child will learn to read the labels and learn the names of these items. This activity is suitable for toddlers aged 0-2 years old.

Read A Book A Day

There's no better way to learn reading than by reading! Read a book with your child today. Ensure that they can see the words and illustrations as you are reading the book together. You can even get them to read some of the words or a repeated phrase from the story. Talk about the story (What did you like about it? What would you do if it happened to you?). The reading can begin even when you are choosing books from the library to read together. Browse different books and read the front and back covers with them to see which they would like to borrow. Go through some of the pages, if it helps to make the choosing easier! This activity is great for young children of all ages.

Let's Go Shopping!

Bring your child to the supermarket with you! Have them gather the items you need to buy and take the opportunity to point out the product labels and aisle signs. You can also play fun activities such as only buying snacks they can spell or read. For example, crackers or mint chocolate chip ice-cream. You can also create more reading opportunities by writing a shopping list in advance and have them check items off the list for you. Suitable for all young children.

Recommended Books

Title: [Do Not Bring Your Dragon To The Library](#)

Author: Julie Gassman

Illustrator: Andy Elkerton

Publisher: North Mankato: Picture Window Books, 2020.


Location: Early Literacy Picture Books

Call Number: English GAS

OverDrive Link: <https://nlb.overdrive.com/media/5404898>

Hello, friend! It's time to play! We're taking care of pets today.

Have you ever thought about bringing your dragon to the library? Don't do it! You might have the best intentions, but that dragon will cause nothing but trouble. Using rhyming text and a diverse cast of characters, this charming picture book will provide some important—and some not so important—library etiquette in a very entertaining way.



Title: [Heroes Wear Masks: Elmo's Super Adventure](#)

Author: Lillian Jane

Illustrator: Ernie Kwiat

Publisher: Naperville, Illinois: Sourcebooks Wonderland, 2020.


Location: Early Literacy Picture Books

Call Number: English JAN

OverDrive Link: <https://nlb.overdrive.com/media/5660987>

Superheroes wear masks! Come along in this Elmo book as he gets ready to go off to school and be a mask hero!

Today is going to be a SUPER day! Elmo is heading to school, and he wants to be a school superhero! Young children will join Elmo as he gets ready like a hero and learns about wearing masks and washing



hands. With the help of Elmo and his mommy, this all new story from world-renowned education brand Sesame Workshop will help children calm school anxiety and understand new and different routines they may experience, such as

- Wearing a kids face mask
- Anxiety about leaving home
- Washing hands frequently
- Social distancing
- Not being able to give hugs or high-fives to friends
- Staggered schedules
- Why some friends may not be at school
- Temperature checks
- New classroom seating arrangements

Heroes Wear Masks is a sweet and educational mask book for kids that reminds readers it's super to help everyone stay healthy and safe! It's the perfect pandemic book with tools to discuss important topics as kids go back to school, preschool, daycare, or out in any public setting where they'd need a face mask.

Plus, this Sesame Street book includes bonus tips for grown-ups in the back with language parents, caregivers, and educators can use with young children to talk about staying healthy!

Title: [Dogs Say Bau](#)

Author: Philip Bunting

Publisher: London : Red Shed, 2020.

Location: Early Literacy Emergent Readers

Call Number: English 591.59 BUN

An onomatopoeic adventure around the world of familiar (and not so familiar) animal sounds. When an animal makes its call, we all hear exactly the same noise. But depending on the language you speak, the way you translate that noise can be very different!

Where in the world do dogs say 'bau'? Or pigs say 'boo boo'? Or sheep say 'meh'? Take a hilarious trip around the world to find out how we translate animal noises in different languages.

Title: [Yoga Bunny: Simple Poses For Little Ones](#)

Author: Sarah Jane Hinder



Publisher: Boulder, CO: Sounds True, Inc., 2020.

Location: Early Literacy Emergent Readers

Call Number: English HIN

A delightful new board book teaches babies and toddlers 10 yoga poses inspired by woodland creatures Yoga Bunny invites you and your little one on a woodland yoga adventure with 10 adorable forest critters. Bunny, raccoon, owl, and deer—the gang's all here! From Hero and Half Lotus to Cat and Cow, Yoga Bunny leads babies and toddlers through these authentic poses and more, with guidance from some of their favorite animal friends.

All synopses taken from the respective publishers. The book covers are the copyright of the respective publishing companies.



SING

Recommended Activities

Matching Pictures and Songs

Prepare picture cards related to nursery songs. For example, use a picture of a star to refer to “Twinkle Twinkle Little Star” song, and a picture of sheep to refer to “Baa Baa Black Sheep” song. You may also add in sight words, such as “star” or “sheep” on the cards. Sing the nursery songs together as your child picks different cards.

To extend the activity, you can prepare an additional set of picture cards - you can use 4 different pairs of cards with similar pictures for each pair. Randomly place the sets of cards with pictures facing down. Engage your child in a friendly game to find matching picture cards.

To add on to the activity, you can dance together with your child by doing actions as you sing along. Introduce action words written on paper to help your child recognize and link the words with their respective actions.

Dramatic Play

Have fun with your child by pretending to be characters of nursery songs and rhymes such as “The Wheels on the Bus” and “Old MacDonald Had a Farm”. Such pretend play helps your child better understand and remember the songs and rhymes.

To extend the activity, introduce new elements such as plot twist to the scenario or new characters. For example, adding a new animal on Old MacDonald’s farm and changing the song accordingly.

Dance and Freeze

Simply sing nursery songs and dance together with your child. Stop singing and freeze your actions at various points of the song. The magic key to resume the song is for your child to recall the last word that was sung! Introduce the word to your child, and have your child repeat the word. You can then start singing and dancing together again.

To extend the activity, you can guide your child to write down the various “magic” words.

Recommended Books

Title: Five Fuzzy Chicks


Author: Diana Murray

Illustrator: Sydney Hanson

Publisher: Imprint, 2020.

OverDrive Link: <https://nlb.overdrive.com/media/5232292>

It’s time for bed, but these five chicks are full of energy! They race out of the coop to visit all of the other animals. But the dog is so snuggly and the hay is so comfy, and these five fuzzy chicks can’t help but fall asleep one by one. Before long, the sleeping chicks are scattered all over the farm! What will Mama Hen do?



Title: [The Croaky Pokey!](#)


Author: Ethan Long

Publisher: New York: Holiday House, 2019. ©2011.

Location: Early Literacy Poetry & Rhymes

Call Number: English 398.8 LON

In a zany variation on the beloved song and game, an unsuspecting fly suggests to a group of musical frogs that it’s time to do the Croaky Pokey. Each goofy frog gets a chance to show off its dance moves, hopping and



bopping around the pond. But will the fly figure out that these frogs are really after some lunch? That's what it's all about!

Title: [The Wheels on the Bus](#)


Illustrator: Annie Kubler

Publisher: Swindon, UK: Child's Play (International) Ltd, 2018.

Location: Early Literacy Poetry & Rhymes

Call Number: English 398.8 KUB

This award-winning series has been specifically designed for babies. A great introduction to books through well-known nursery rhymes and interactive text. Singing songs and rhymes is the perfect way to bond with your baby and share quality time. It also aids language development by introducing them to the natural sounds and patterns of speech. Combining these with actions also stimulates the brain and helps muscle development.



Title: [Twinkle, Twinkle, Little Star](#)

Author: Jenny Copper


Illustrator: Carrie Hennon

Publisher: Woodbridge, Suffolk, UK: Imagine That Publishing, Ltd, [2019] ©2019.

Location: Early Literacy Sense & Sensations

Call Number: English 398.8 COP

Little learners will love wiggling the cuddly star puppet whilst enjoying the classic rhyme 'Twinkle Twinkle Little Star'. With cute illustrations throughout, plus plenty of opportunities to sing along, this title makes an ideal choice for parents wanting to encourage the development of fine motor skills in their little ones.



All synopses taken from the respective publishers. The book covers are the copyright of the respective publishing companies.

TALK

Recommended Activities

Animal Sounds

Making animal sounds is a great way for children to develop their speech. Place some animal toys in a bag and get your child to pull out one animal toy at a time. As your child pulls out an animal toy, they will have to name the animal and make its sound. Alternatively, you can use animal books or pictures of animals.

Make the activity more fun by incorporating the song “When Cows Wake up in the Morning” into the activity or get your child to combine the sounds of two animals. . For example, “If a sheep says baa and a cat goes meow, what does a sheep-cat say? Baa-ow, Baa-ow!” If you have older children participating in the activity, get them to guess where the animal lives or what it eats.

Yummy Food!

Mealtimes are great opportunities for families to communicate. During mealtimes, name and describe the taste, colour and texture of food that the family is having. For example, “Today, we are having some strawberries. Strawberries are red, soft and sweet.”

If you have older children, engage in pretend play and get them to imagine having a meal with their favourite book or movie character. Ask questions like, “What would you eat with your favourite character?” and “What do you think your favourite character likes to eat?”

Vroom I Spot a Truck!

While taking a walk or a bus ride with your child, point to each vehicle that passes by and say its name. To help your child learn how to make sentences, use descriptive words and verbs as you talk about the vehicle. For example, “Look at the blue car. It goes very fast.” Or “The red motorcycle stops at the traffic light.”

As your child gets older, you can introduce other vehicles that are more challenging to pronounce such as cranes, forklifts and bulldozers. Make learning more fun by engaging in a game of “I Spy” and get them to spot the correct vehicle. For example, “I spy a vehicle which begins with T.”

Recommended Books

Title: [The Box Turtle](#)

Author: Vanessa Roeder

Publisher: New York: Dial Books for Young Readers, [2020]

Location: Early Literacy Picture Books


Call Number: English ROE

OverDrive Link: <https://nlb.overdrive.com/media/4815945>

An irresistibly cute story about finding the confidence to be yourself, starring a turtle in search of the perfect shell.

Terrance the turtle was born without a shell, so he uses a cardboard box instead. Terrance loves his box. It keeps him dry on soggy days, safe from snooping strangers, and is big enough to cozy up with a friend. But when another turtle points out that Terrance’s shell is, well, weird, he begins to wonder whether there might be a better shell out there...

Eventually, and through much trial and error, Terrance learns that there’s nothing wrong with being different—especially when it comes to being yourself.



Title: [What Sound Is Morning?](#)


Author: Grant Snider

Publisher: San Francisco: Chronicle Books, [2020]

Location: Early Literacy Picture Books

Call Number: English SNI

OverDrive Link: <https://nlb.overdrive.com/media/5282423>



This beautiful companion to *What Color Is Night?* helps children explore and celebrate their morning routines.

At the first morning light, everything is quiet. Or is it?

Listen.

Welcome the day by exploring the subtle wonders—and exciting sounds—of the morning with this lyrical and picturesque story.

In the first morning light, all might seem quiet. In this companion to *What Color Is Night?* Grant Snider explores the sounds—and silences—of morning. Ending in an inspiring call to action—to toss off the covers, throw open the window, and fill the world with your song—this uplifting book is sure to help families feel ready to face the day. With bright art as exuberant as the rooster's crow, and humorous text celebrating the chipper alarm, the rumbling stomach, and the clanking garbage truck, *What Sound Is Morning?* is a moving and timeless look at the way each of us begins every day.

- A perfect book to help children establish healthy sleeping and waking habits and morning routines.
- A morning read-aloud book! Help start the day right with this exuberant and positive tale.
- Grant Snider, the creator of *Incidental Comics*, has over 35,000 fans on Instagram.

For fans of lyrical, beautiful picture books like *Today*, *Good Morning, City*, and *Before Morning*, *What Sound Is Morning?* will appeal to children who wish to see their world from a new perspective.


Title: [Dandelion's Dream](#)

Author: Yoko Tanaka

Publisher: London: Walker Books and Subsidiaries, 2020.

Location: Early Literacy Picture Books

Call Number: English TAN



What if a dandelion became a dandy lion? With enchanting, ethereal art, this is a wordless story where reality is transformed by imagination. In a meadow filled with dandelion buds just about to flower, one dandelion blooms into a real lion. Roots and leaves unfurl into four tiny paws and a long tail with a fluffy yellow tuft. What a great, wide world there is to explore when you have paws instead of roots! There are fast trains to ride, regal ships to sail, and cities with lights as bright as Dandelion's field in full bloom. But will a real lion ever be content to go back to being a rooted dandelion?

Title: [Roar!](#)


Author: Katerina Kerouli

Publisher: London: Bloomsbury Children's Books, 2020.

Location: Early Literacy Picture Books

Call Number: English KER

Crocodile lurks in the water, Tiger and Lion prowl through the jungle, Monkey swings through the trees and Snake slithers through the undergrowth in this beautifully illustrated, stylish picture book. Lift the giant flaps to reveal those strong, wide jaws, sharp teeth – and a flicky tongue! – and join in as the animals SNAP, ROAR and HISS.



A larger-than-life look at wild jungle animals, this visually stunning book is a work of art.

All synopses taken from the respective publishers. The book covers are the copyright of the respective publishing companies.

WRITE

Recommended Activities

Draw Your Own Wordless Story

Pick up any wordless book and share it with your child. Encourage your child to share their thoughts about the story by asking them questions. After completing the story, get your child to recreate the story by drawing what they can recall from the story. This activity is suitable for children aged 4-6 years old.

Alphabet Dance

Kids love actions and movements. Play a fun game with your child by “drawing” the alphabet with your body. You can take turns with your child to guess which letter is being drawn! Have a good laugh seeing each other dance! This activity is suitable for children aged 4-6 years old.

Road Numbers

Prepare printouts of numbers one to ten using road markings. You may use black and white construction paper or use shapes in power point to create these different roads. Using your child's toy car, trace the numbers by moving the car on the “road”. You can also create various road patterns like straight road or zig-zag road. This activity is suitable for children aged 0-3 years old.

Adapted from <https://www.nurturedneurons.com/free-road-letters-for-developing-pre-writing-skills/>

Recommended Books


Title: Bears Make the Best Writing Buddies

Author: Carmen Oliver

Publisher: North Mankato: Capstone Editions, 2020.

OverDrive Link: <https://nlb.overdrive.com/media/4871029>

Adelaide loves writing. Bear loves writing. But Theo does NOT love writing. Thankfully, Adelaide and Bear are ready to team up and persuade the entire class, including Mrs. Fitz-Pea, that Bears make the best writing buddies. After all, who better to teach you how to fish and forage for new ideas than a bear? This third picture book in Carmen Oliver's Bears Make the Best...series is sure to encourage even the most reluctant writer to write a story.



Title: [Did You Take the B From My _ook?](#)

Author: Beck and Matt Stanton


Publisher: New York; Boston: Little, Brown and Company, 2017.

Location: Early Literacy Picture Books

Call Number: English STA

OverDrive Link: <https://nlb.overdrive.com/media/2985846>

The Books That Drive Kids CRAZY! series offers parents, teachers, and storytellers a hilarious script for fun reading time together. Book 1, Did You Take the B from My _ook? is missing one very important letter due to one very powerful sneeze! Now, the _eetle wearing _lue _oots is _ouncing on the bed instead of wearing blue boots and bouncing on the bed...and it just gets sillier from there! What is up with this nonsense? Kids will demand to know — and all readers will be howling with laughter all along the way. With strikingly simple text and art, Books That Drive Kids CRAZY! are ideal picks for emergent readers.



Title: [Are You There Little Owl?](#)


Illustrator: Essi Kimpimaki

Publisher: London: Usborne Publishing Ltd., 2019.

Location: Early Literacy Sense & Sensations

Call Number: English TAP

Little owl is hiding! Very young children will love peeping through the holes and touching the textured pages in this beautiful hide-and-seek board book, spotting squirrels, bats and kittens along the way. Part of a gorgeous series for babies and toddlers, perfect for fans of That's not my...




Title: [Jungle Lullabies](#)

Publisher: Sywell [England]: Autumn Publishing, an imprint of Igloo Books Ltd., 2019.

Location: Early Literacy Poetry & Rhymes

Call Number: English 398.8 JUN

Join the animal friends for an exciting lullaby adventure. Little ones will love to follow the trail on each page and see what they can discover.



All synopses taken from the respective publishers. The book covers are the copyright of the respective publishing companies.